

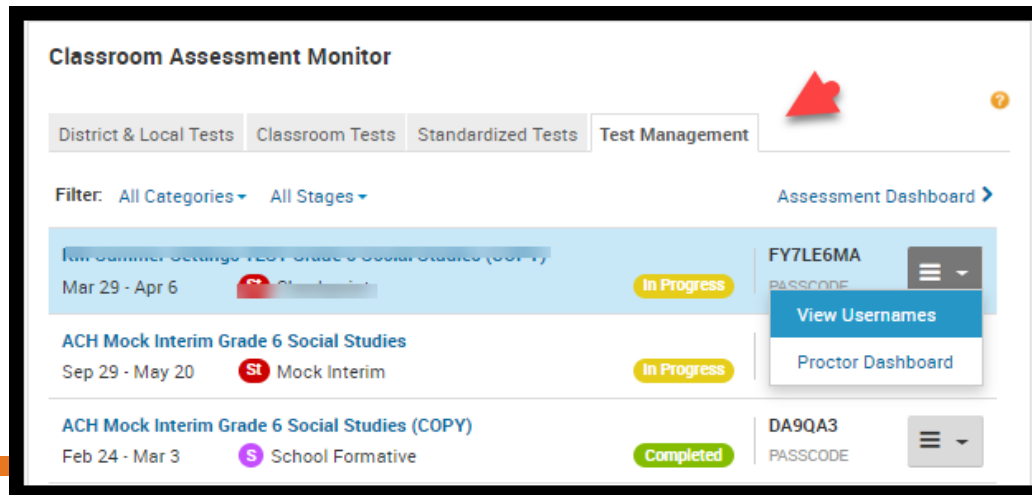
Locating Student Login Information

- Prior to testing it is important to ensure all students can login to Schoolnet.
- Some students may have set their password already, if a student has forgotten it Teachers can reset.
- Students log in at:
 - tn-student.schoolnet.com ** this is a different url than teachers and staff **

Click path for Teachers to locate Student Usernames and Temp Passwords:

Classroom Assessment Monitor>Test Management Tab>click on the drop down to the right of the test name>**View Usernames**

- Online **Passcode** needed for the student to launch the test available on the **Test Management tab**.



The screenshot shows the 'Classroom Assessment Monitor' interface. At the top, there are tabs for 'District & Local Tests', 'Classroom Tests', 'Standardized Tests', and 'Test Management'. Below the tabs, there is a filter section with 'All Categories' and 'All Stages' dropdowns, and a link to 'Assessment Dashboard'. The main content area displays a list of tests. The first test is 'Fall Summer Settings Test Grade 6 Social Studies (COPY)' with a status of 'In Progress' and a passcode 'FY7LE6MA'. A dropdown menu is open next to this test, showing options for 'View Usernames' and 'Proctor Dashboard'. The second test is 'ACH Mock Interim Grade 6 Social Studies' with a status of 'In Progress' and a passcode 'DA9QA3'. The third test is 'ACH Mock Interim Grade 6 Social Studies (COPY)' with a status of 'Completed' and a passcode 'PASSCODE'.

How do I know if students have set their password?

- Students who have reset their password will display "Password set by student" in the Password column
- Students who have not yet set their password will display their temporary password in the Password column

ACH Mock Interim Grade 6 Social Studies [4203]

[View Details](#)

Online Passcode: FU3RUSQ

Test Stage: Private Draft Public Draft Ready To Schedule Scheduled In Progress Completed


SUBJECT: Social Sciences and History ADMINISTRATION DATES: 9/29/2021 - 5/20/2022
GRADE LEVEL: 06 COLLECTION STATUS: Started

Grade 6 Social Studies 006X6G0460000 Students: 21

<input checked="" type="checkbox"/>	Student Name	Student ID	User Name	Password
<input checked="" type="checkbox"/>				Password set by student
<input checked="" type="checkbox"/>				Password set by student
<input checked="" type="checkbox"/>				Password set by student
<input checked="" type="checkbox"/>				Password set by student
<input checked="" type="checkbox"/>				Password set by student
<input checked="" type="checkbox"/>				Password set by student
<input checked="" type="checkbox"/>				Password set by student
<input checked="" type="checkbox"/>				Password set by student
<input checked="" type="checkbox"/>				Password set by student
<input checked="" type="checkbox"/>				Password set by student
<input checked="" type="checkbox"/>				Password set by student
<input checked="" type="checkbox"/>				hi5wi3
<input checked="" type="checkbox"/>				Password set by student
<input checked="" type="checkbox"/>				Password set by student

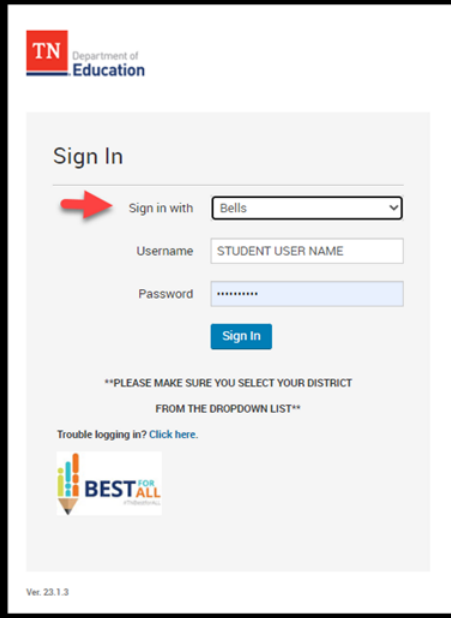
Student Workflow

- Student log in to SchoolNet using a browser at <https://tn-student.schoolnet.com> and set their password
- Students launch the Secure Tester Application
 - Username, Password, Online Passcode
 - After the last question of the test question, students must click Submit Final Answers
- If students get logged out, they can log back in to the Secure Tester Application and re-enter Online Passcode to resume the test where they left off.



Student: logging into Schoolnet to set password

- Go to: <https://tn-student.schoolnet.com>
- Choose the district at: login with
- Enter User name
- Enter Temporary password



Sign In


Sign in with

Username

Password

****PLEASE MAKE SURE YOU SELECT YOUR DISTRICT FROM THE DROPDOWN LIST****

Trouble logging in? [Click here.](#)

 BEST FOR ALL

Ver. 23.1.3

- Student will then be walked through setting permanent password.
- Note: student's use a different URL than staff.

Administration: Taking the test

- **Steps for students to launch a test via Secure Tester:**

1. Launch Secure Tester (icon loaded to device)
2. Agree to the following prompt:

- 3. Do you trust <https://tn.schoolnet.com>?**

- This site wants to take control of your PC.

○ Yes No



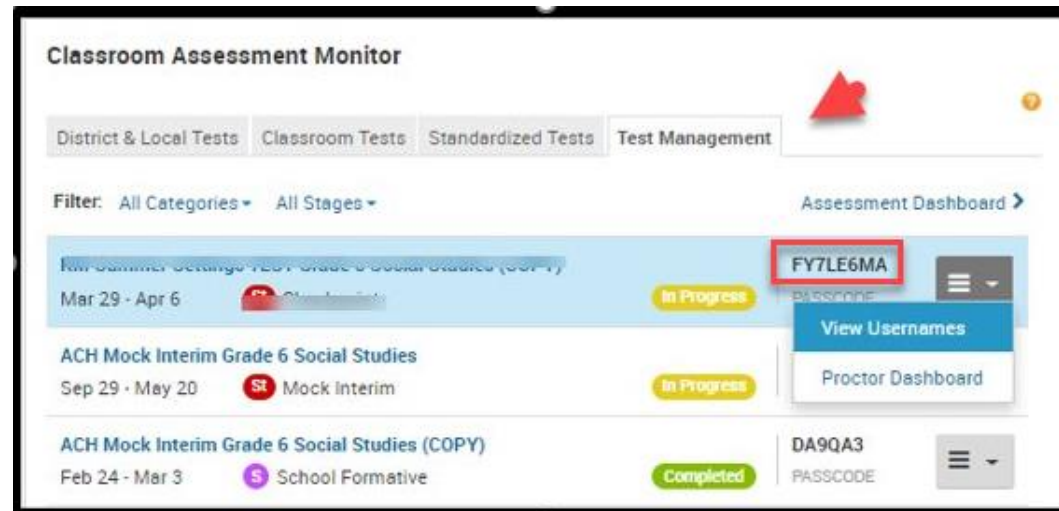
- 3. Student enters User Name; Password; Online Passcode**; click Login

A screenshot of a login form titled 'Please login to begin'. It contains three input fields: 'Username:', 'Password:', and 'Online Passcode:'. Below the fields are two buttons: 'Cancel' and 'Login'.

**** Online passcode can be found on the proctor dashboard see slide #4**

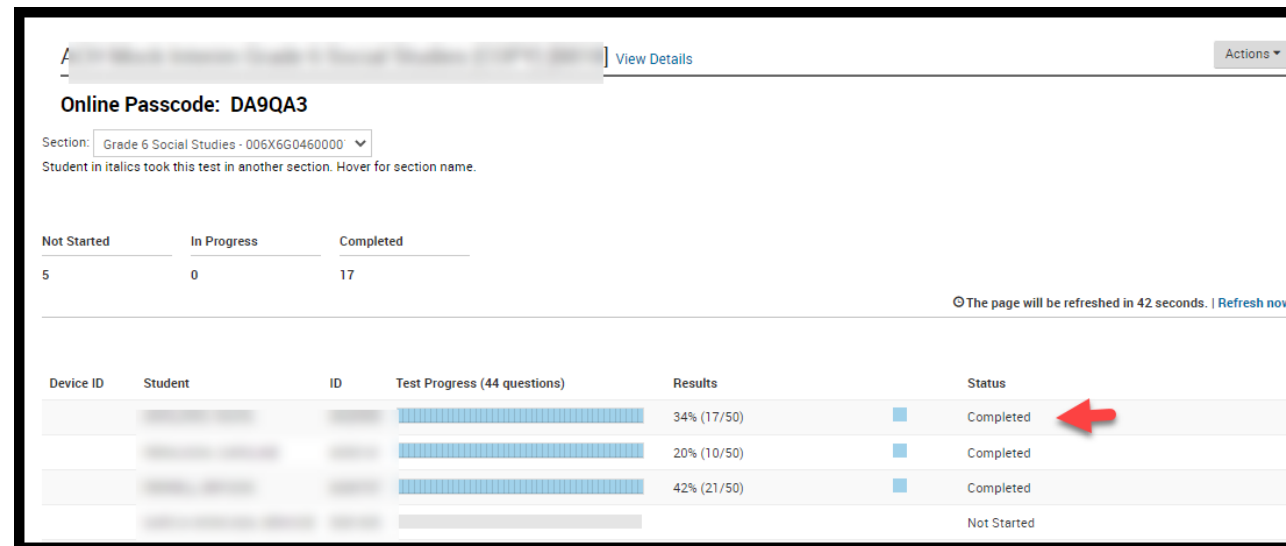
Proctor Dashboard

- Online Passcode and Proctor Dashboard can be found on the **Classroom Assessment Monitor** widget>**Test Management** Tab
- Student progress should be monitored on the **Proctor Dashboard**
- Remind students the last step in testing is to click **Submit Final Answers**
- The status will reflect “Complete” on the Proctor Dashboard.



Administration Best Practices

- Verify Secure Tester is installed on the testing device.
- Ensure students can login to Schoolnet a couple days before the test.
- Stress the importance of each student navigating to the last question and click **Submit Final Answers**
- Proctor Dashboard:
 - Verify all tests show status of Completed.



The screenshot displays the Proctor Dashboard interface. At the top, there is a search bar and a 'View Details' link. Below this, the 'Online Passcode: DA9QA3' is shown. A dropdown menu indicates the 'Section: Grade 6 Social Studies - 006X6G0460000'. A note states: 'Student in italics took this test in another section. Hover for section name.' A summary table shows: Not Started (5), In Progress (0), and Completed (17). A refresh timer indicates 'The page will be refreshed in 42 seconds. Refresh now'. The main table lists individual students with columns for Device ID, Student, ID, Test Progress (44 questions), Results, and Status. A red arrow points to the 'Completed' status of the first student.

Device ID	Student	ID	Test Progress (44 questions)	Results	Status
				34% (17/50)	Completed
				20% (10/50)	Completed
				42% (21/50)	Completed
					Not Started