


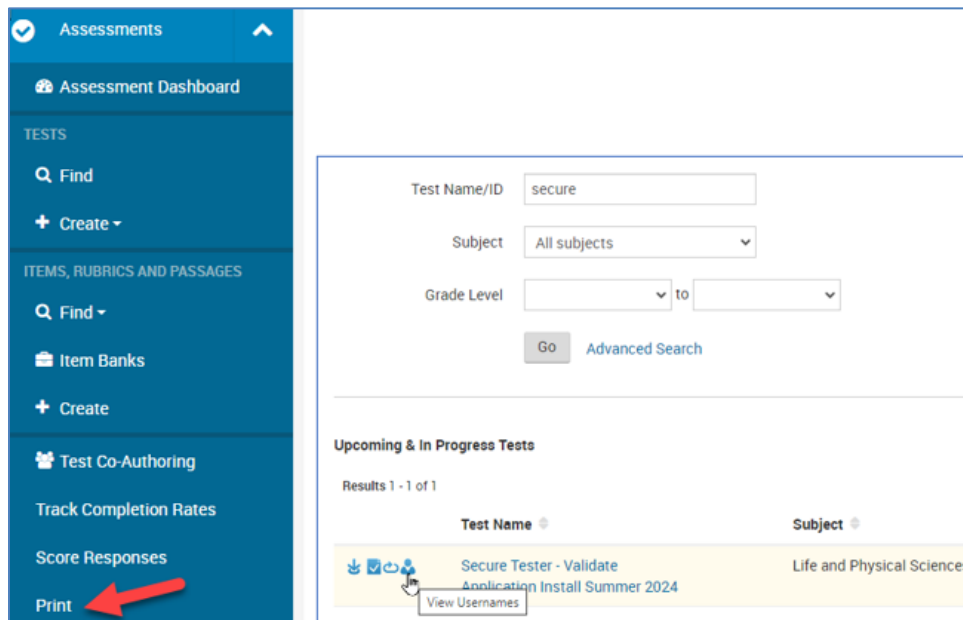
Printing all student Usernames and temporary passwords by grade

Print all student usernames and temporary passwords by grade.

This path can be utilized by DTC/DLU or BTC/BLY.

Using the blue left-hand navigation menu choose:

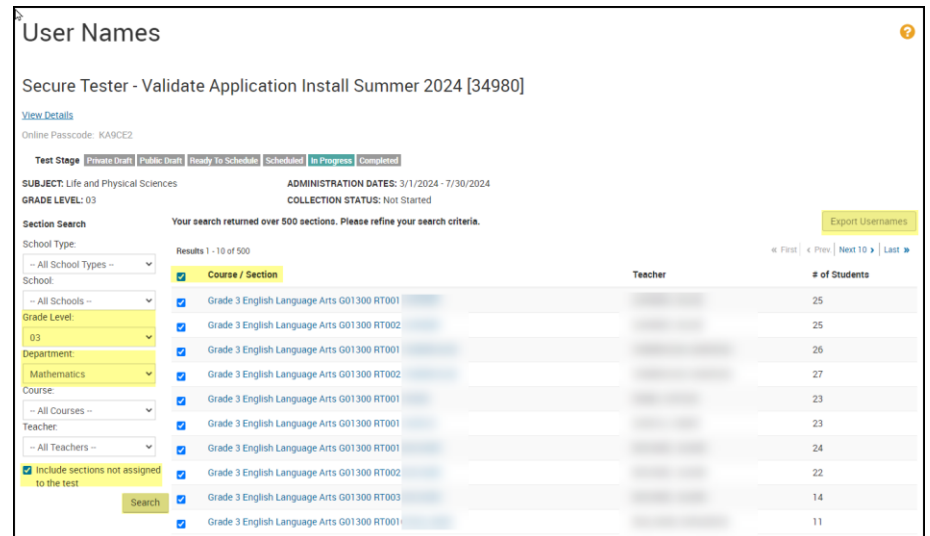
- **Assessments>Print**
- Search for and click the **View Usernames** icon  next to the Secure Tester – Validate Application Install Summer 2024 test **



** these steps will work utilizing any test published by TDOE.

On the **User Names** page:

- Select the **Grade Level** and **Department = Mathematics**
- Check **Include all sections not assigned to the test**
- Click **Search**
- Choose all **Course/Sections** (check box under results)
- Click **Export Usernames**



Course / Section	Teacher	# of Students
<input checked="" type="checkbox"/> Grade 3 English Language Arts G01300 RT001		25
<input checked="" type="checkbox"/> Grade 3 English Language Arts G01300 RT002		25
<input checked="" type="checkbox"/> Grade 3 English Language Arts G01300 RT001		26
<input checked="" type="checkbox"/> Grade 3 English Language Arts G01300 RT002		27
<input checked="" type="checkbox"/> Grade 3 English Language Arts G01300 RT001		23
<input checked="" type="checkbox"/> Grade 3 English Language Arts G01300 RT001		23
<input checked="" type="checkbox"/> Grade 3 English Language Arts G01300 RT001		24
<input checked="" type="checkbox"/> Grade 3 English Language Arts G01300 RT002		22
<input checked="" type="checkbox"/> Grade 3 English Language Arts G01300 RT003		14
<input checked="" type="checkbox"/> Grade 3 English Language Arts G01300 RT001		11

The file will display in the notification (bell icon) top right when the ready for download.

If student passwords have been bulk assigned OR set by student, the password column will display "Password set by Student".

Error! No text of specified style in document.

